

Reusing an existing home directory

It is **NOT** recommended to use this option for a MX Linux KDE 23 to KDE 25 migration. Do a fresh install. You should not preserve /home from a different Linux distribution (Ubuntu, Mint, etc.).

Introduction

The MX Linux Installer present some choices if you are reusing aka preserve /home directory.

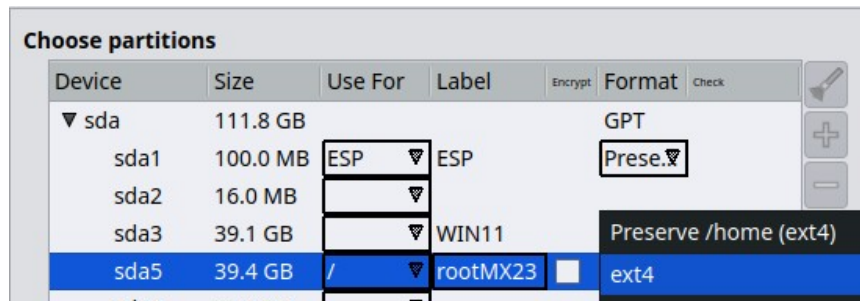
- You **MUST** select **Preserve /home (ext4)** as the Format for a partition containing a /home directory.
- Both user account names **MUST** match to be presented the 'Existing Home Directory' options.
- if you have multiple user accounts, their /home directories will be preserved but you will need to use MX User Manager to recreate the user accounts after you boot into the new system.

Completing **all** of the above will result in the [below] next screen:

“The home directory for [name] already exists. What would you like to do with the old directory?”

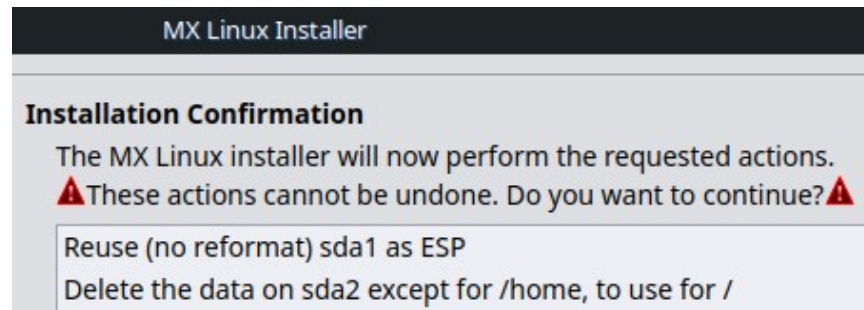
Running the MX Linux Installation

Below is an example of the /home directory being on the / root partition.



NOTE: When /home is on root/ the Installer deletes everything on root / except for the /home directory. It then installs the new system onto the root / partition while keeping the existing /home directory intact.

The next screen (below) asks you to **confirm the DELETION of ALL DATA outside of the /home folder.** Flatpaks, Snaps, Appimages, MX and all other programs installed since the first installation are overwritten.

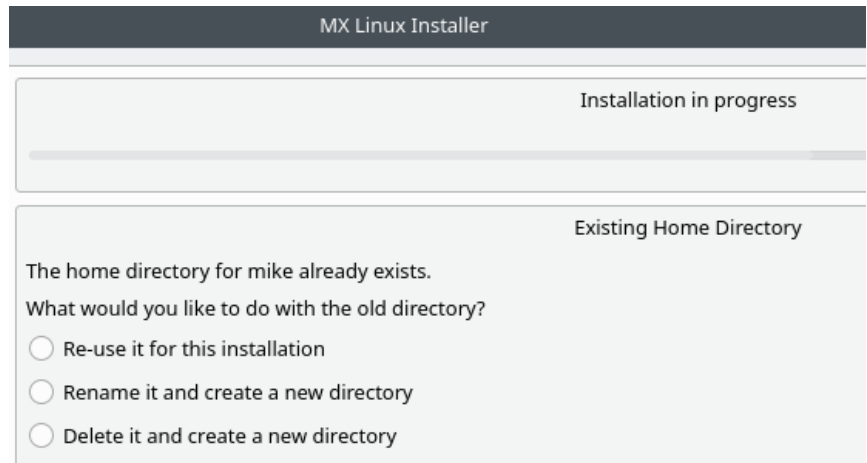


Notice the last line referring to /home.

Existing Home Directory

Towards the end of the installation the screen at right appears.

In this 'Existing Home Directory' screen the word 'mike' is the user account.



MX Installer Help tab

These are the details of what each presented /home choices on the 'Existing Home Directory' screen does.

Re-use it for this installation

The old /home directory will be used for this user account. This is a good choice when upgrading, and your files and settings will be readily available.

Rename it and create a new directory

A new /home directory will be created for the user, but the old /home directory will be renamed. Your files and settings will not be immediately visible in the new installation, but can be accessed using the renamed directory.

The old directory will have a number at the end of it, depending on how many times the directory has been renamed before.

Delete it and create a new directory

The old /home directory will be deleted, and a new one will be created from scratch.

Warning: All files and settings will be deleted permanently if this option is selected. Your chances of recovering them are low.

See Also

[How to reinstall MX Linux and re-use your encrypted home partition](#) – Mike Pav (MX Dev Team)

[Migration](#) (to the current version - MX 23) – Dolphin Oracle (on behalf of the MX Dev Team)

[Upgrading from MX-21 to MX-23 without reinstalling](#) - Adrian (MX Dev Team)

Please direct ALL support requests to the MX Linux Forum -- <https://forum.mxlinux.org/>

Created by: FullScale4Me on: August 16, 2025

Updated: August 28, 2025